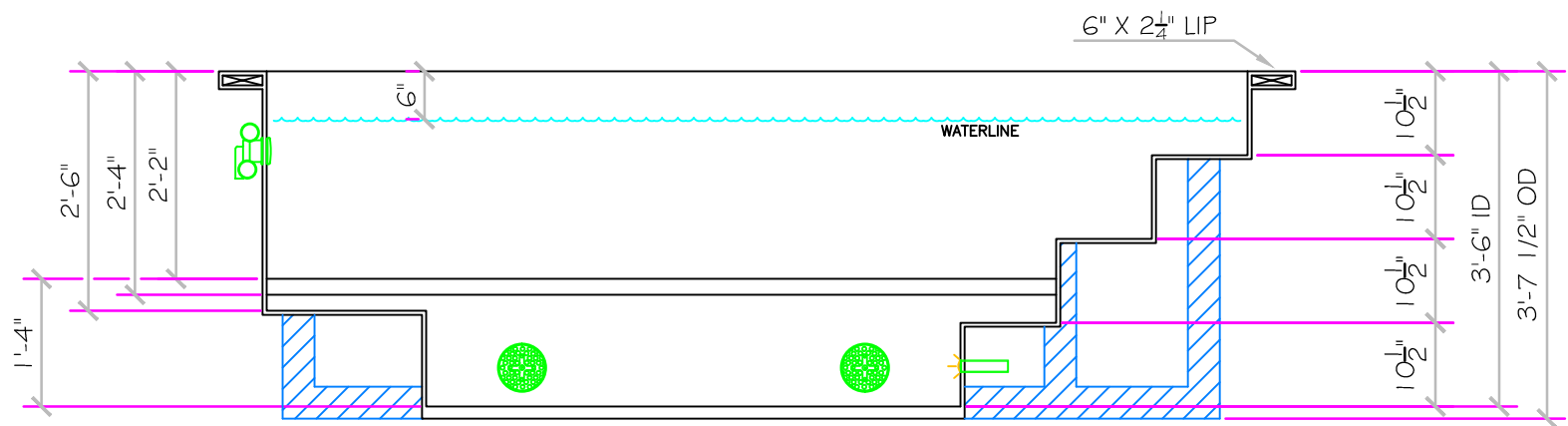
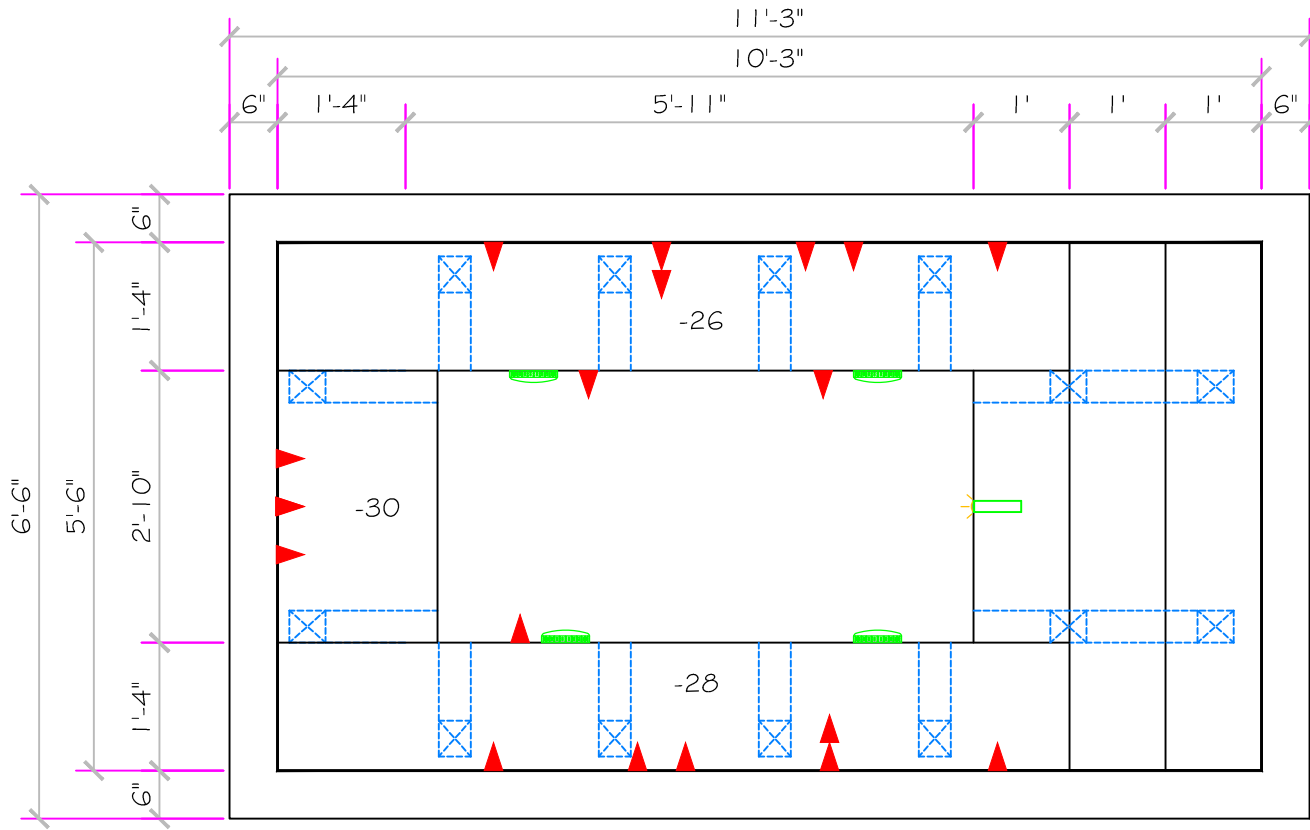


| SPECIFICATIONS | |
|----------------|--------------|
| DRY WEIGHT: | 2500 LBS. |
| TOTAL WEIGHT: | 11006 LBS. |
| WATER: | 1020.3 GAL. |
| VOLUME: | 136.4 Cu.Ft. |
| WEIGHT: | 8506 LBS. |
| SURFACE AREA: | 56.4 SQ. FT. |
| IAPMO#: | 1138 |
| FDA#: | 2030305 |



APPROVED

ALL DIMENSIONS SUBJECT TO 1/4" TOLERANCES

These drawings, concepts, and details contained herein are the original proprietary designs of NESPA ENTERPRISES, developed over many years of experience in the industry and as such are protected by the copyright laws of the United States Government. Reproduction of any of the above without written permission to do so by NESPA ENTERPRISES, is illegal.

NESPA ENTERPRISES INC.
 2800 Richter Ave. Ste. C Oroville, CA 95966
 Office: (530) 534-9910 Fax: (530) 534-9915
 E-Mail: jim@tiledspas.com Web Site: www.tiledspas.com

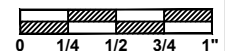


If printing as a PDF:

Page Scaling:

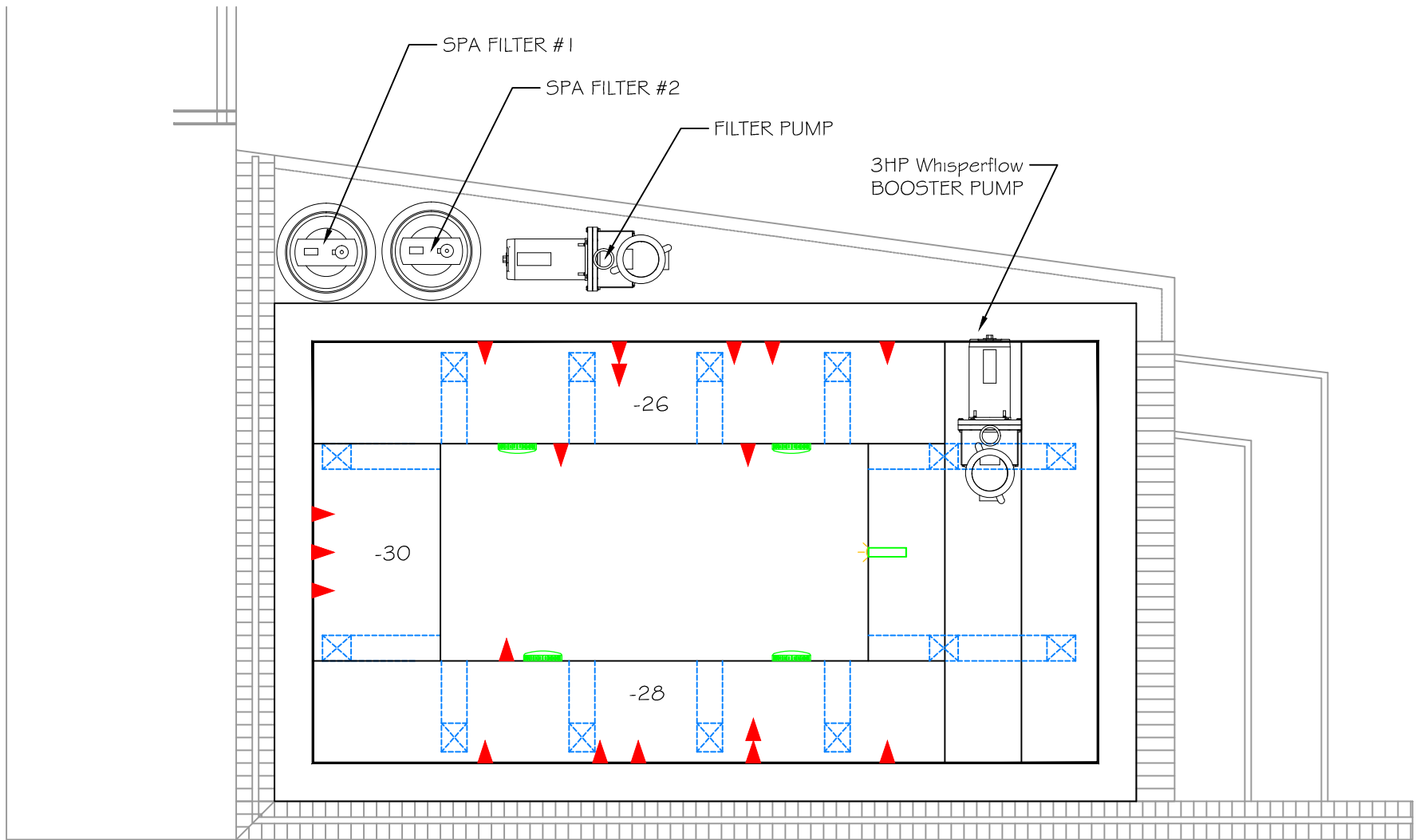
DWG NAME TYSON

SCALE
1/2" = 1'



DATE
1/6/2012

DWG TYPE SD
 SHEET PAGE 1 OF 2



APPROVED

ALL DIMENSIONS SUBJECT TO 1/4" TOLERANCES

These drawings, concepts, and details contained herein are the original proprietary designs of NESPA ENTERPRISES, developed over many years of experience in the industry and as such are protected by the copyright laws of the United States Government. Reproduction of any of the above without written permission to do so by NESPA ENTERPRISES, is illegal.

NESPA ENTERPRISES INC.

2800 Richter Ave. Ste. C Oroville, CA 95966

Office: (530) 534-9910

Fax: (530) 534-9915

E-Mail: jim@tiledspas.com Web Site: www.tiledspas.com



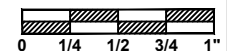
If printing as a PDF:

Page Scaling:

DWG NAME

TYSON

SCALE
1/2" = 1'



DATE

1/6/2012

DWG TYPE

Spa Layout

SHEET

PAGE 2 OF 2