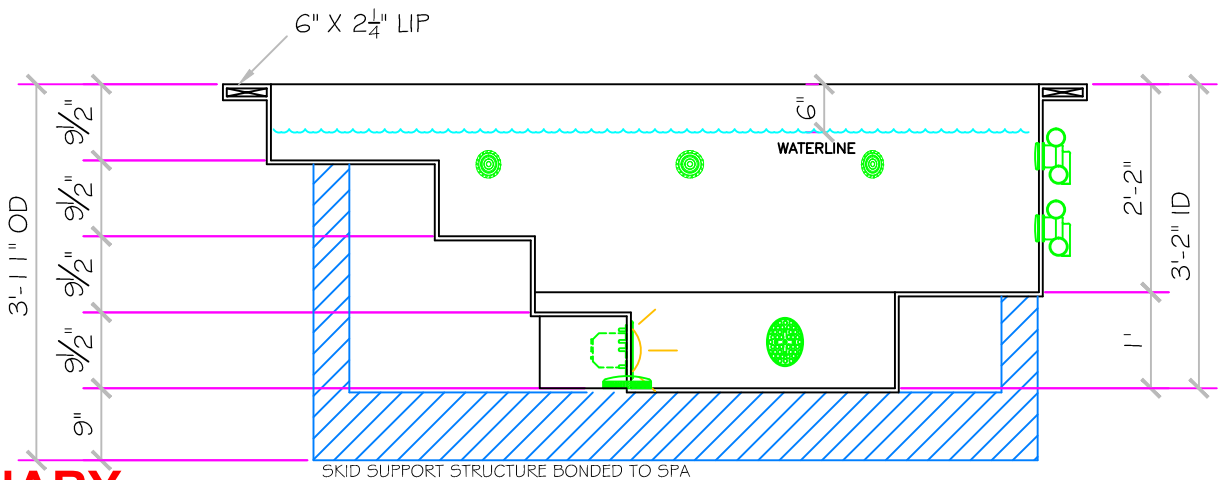
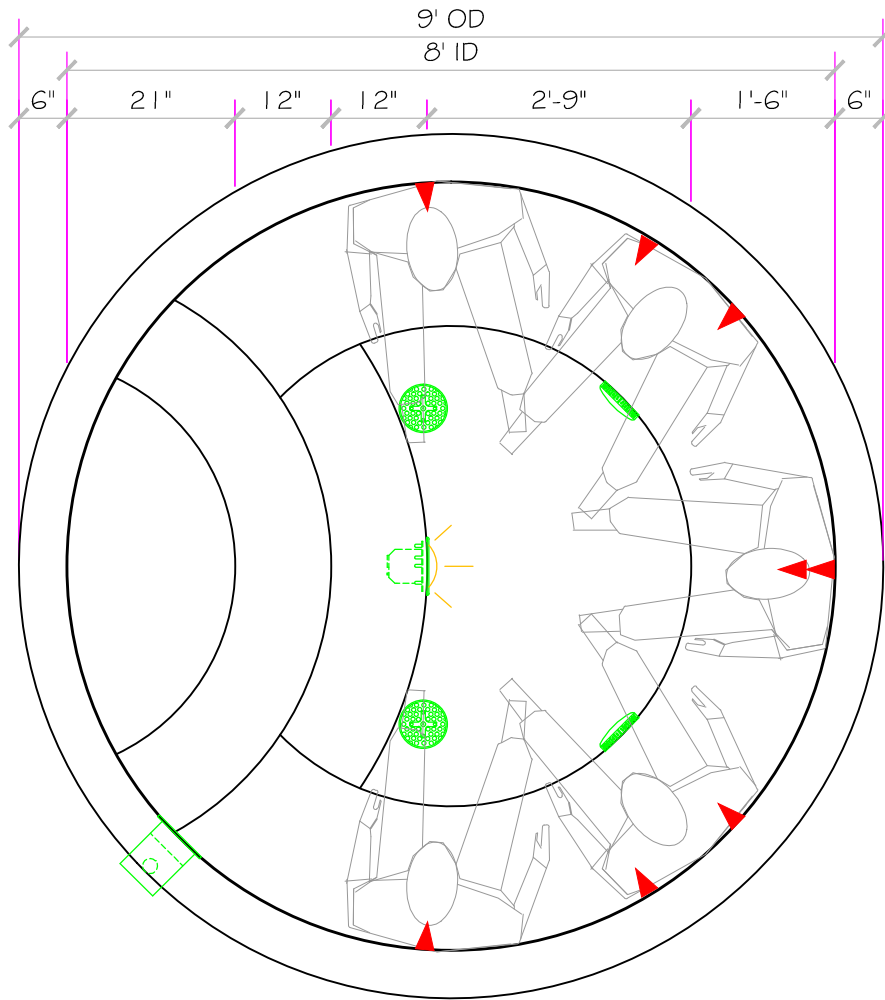


| SPECIFICATIONS | |
|----------------------------|--------------|
| SHELL WEIGHT | 2300 LBS. |
| WATER WEIGHT | 5468 LBS. |
| TOTAL SHELL & WATER WEIGHT | 7768.4 LBS. |
| WATER VOLUME | 111 Cu.Ft. |
| MAX WATER GAL. | 830 GAL. |
| SURFACE AREA | 50.3 SQ. FT. |
| IAPMO# | 1138 |
| FDA# | 2030305 |

| | |
|--|---|
| SKID SUPPORT STRUCTURE* BONDED TO SPA | |
| | *SKIDS SUPPLIED BY NESPA |
| LIGHT NICHE | |
| | SPA BRIGHT, 120 V., 100 WATT, 50' CORD, UL APPROVED |
| MAIN DRAIN | |
| | 6" Round Hockey Puck Aquapro 6HPHAxxx Sumpluss Suction Outlet Floor/Wall 224 GPM @ 6.3fps Complies w/ ANSI Code ASME A112.19.8-2007 & VGB 2008 |
| SIDEWALL SUCTION | |
| | 6" Round Hockey Puck Aquapro 6HPHAxxx Sumpluss Suction Outlet Floor/Wall 224 GPM @ 6.3fps Complies w/ ANSI Code ASME A112.19.8-2007 & VGB 2008 |
| SKIMMER | |
| | FRONT ACCESS SKIMMER, NSF APPROVED |
| JET | |
| | HYDRO INLETS 1-1/2" WATER - 1-1/2" AIR HYDROAIR #10-5100 COMPLIES W/ ANSI CODE ASME A112.19.8-07 UL APPROVED |
| RETURN | |
| | INLET FITTINGS 1-1/2" WALL TYPE W/ EYEBALL HYDROAIR #10-3500 COMPLIES W/ ANSI CODE ASME A112.19.8-07 UL APPROVED |
| FILL | |
| | INLET FITTINGS 1-1/2" WALL TYPE W/ EYEBALL HYDROAIR #10-3500 COMPLIES W/ ANSI CODE ASME A112.19.8-07 UL APPROVED |



PRELIMINARY

ALL DIMENSIONS SUBJECT TO 1/4" TOLERANCES

All drawing dimensions supplied by [NESPA ENTERPRISES INC.](http://www.nespa.com) are for reference only. All CAD files were created using AutoCAD file (*.dwg.) and were provided as a service to our customers using AutoCAD. Errors sometimes occur during this process and with software incompatibility upon opening a file. [NESPA ENTERPRISES INC.](http://www.nespa.com) and/or any authorized distributor of our products will not be held responsible for problems arising from files which have been converted and does not warrant the documents against deficiencies or typographical errors of any kind. We recommend that all measurements are verified with actual physical product before any custom fabrication in the field occurs.

NESPA ENTERPRISES INC.

2800 Richter Ave. Suite C Oroville, CA 95966

Office: (530) 534-9910

Fax: (530) 534-9915

E-Mail: jim@tiledspas.com Web Site: www.tiledspas.com



If printing as a PDF:

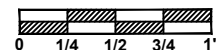
Page Scaling:

DWG NAME

CULBERTSON

SCALE

1/2" = 1'



DWG TYPE

SD 8_2

DATE

2/5/2013

SHEET

PAGE 1 OF 1

These drawings, concepts, and details contained herein are the original proprietary designs of [NESPA ENTERPRISES INC.](http://www.nespa.com), developed over many years of experience in the industry and as such are protected by the copyright laws of the United States Government. Reproduction of any of the above without written permission to do so by [NESPA ENTERPRISES INC.](http://www.nespa.com), is illegal.